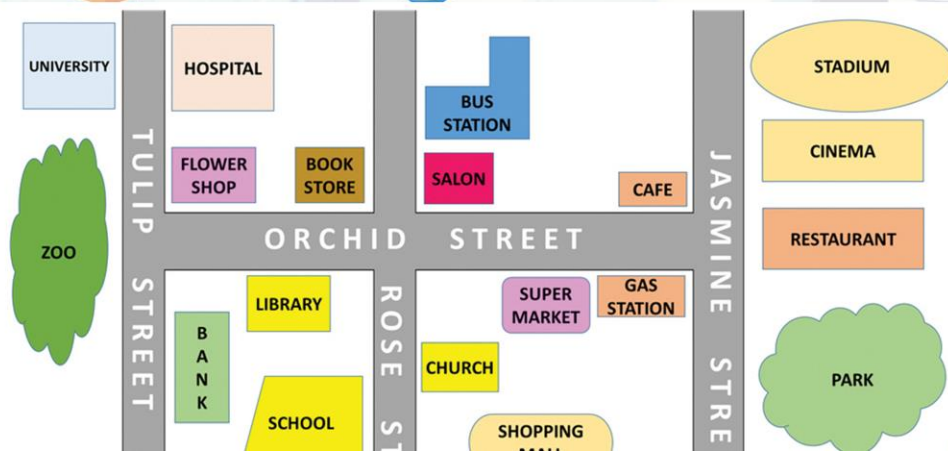




# Unit 3

## Asking for and Giving Directions



## หัวข้อเรื่อง (Topics)

การสอบถามและการบอกทิศทาง



# Warm up

**Instruction:** Match and write the prepositions under each picture.

In front of

Between

Behind

Beside

Next to

Inside

Across

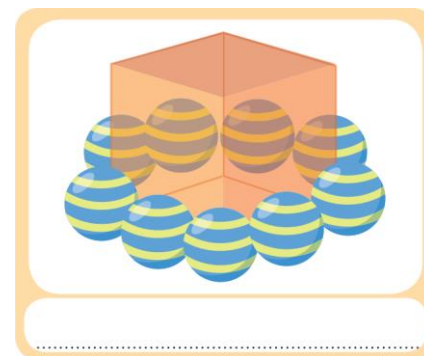
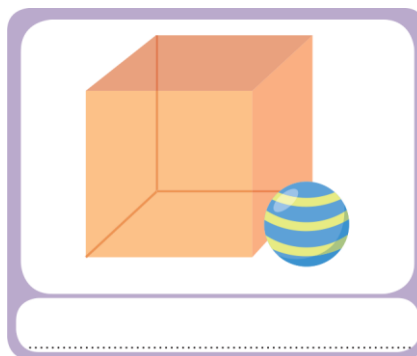
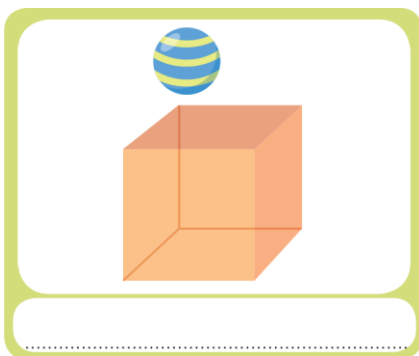
Among

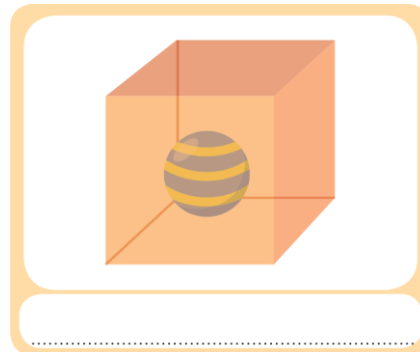
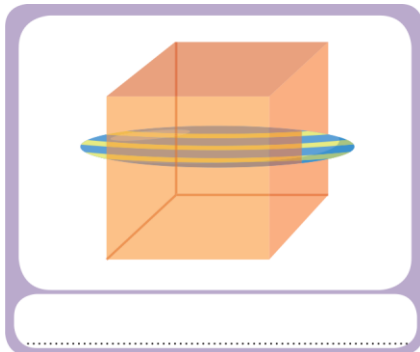
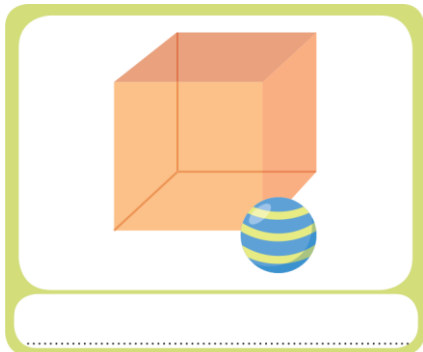
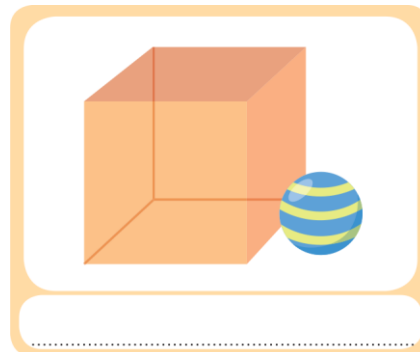
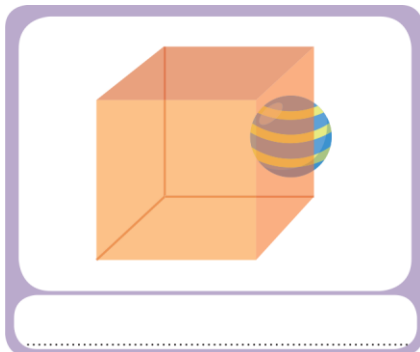
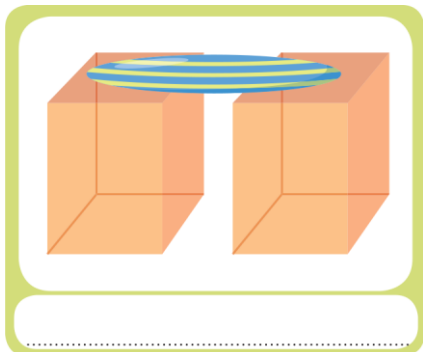
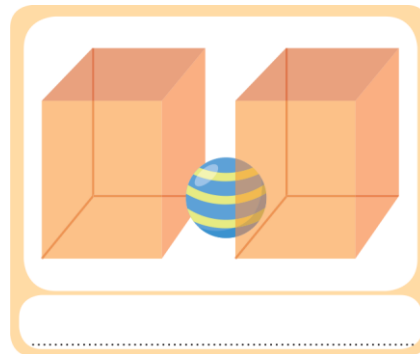
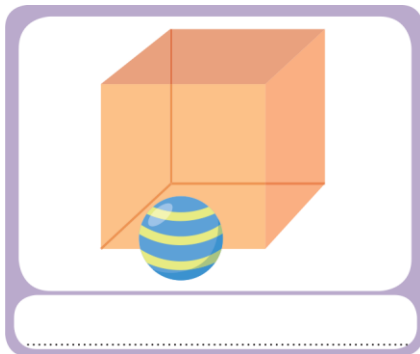

Near

Around

Through

Above







# Vocabulary Practice



**Instruction:** Listen to the words in the audio and then practice to pro-

Turn right

Far

Opposite

Located

Way

Straight

Destination

Of course

Excuse me

Corner

Across

Just after

Traffic light

Between

Directions

Roundabout

**Activity 1** Instruction: Use the words above to complete the sentences.

1. A : How long can I get there?

B : It's not \_\_\_\_\_ from here. It's five minutes 'walk.

2. To reach the supermarket, start by going along the High Street Road, then turn right. It is \_\_\_\_\_ near the hospital.





3. A : Excuse me. Could you give me

\_\_\_\_\_?

B : Where are you going?

A : I'm looking for the Emerald Buddha Temple.

4. A : Can you tell me where the railway station is?

B : Yes, go \_\_\_\_\_ ahead until you reach the intersection. Then turn right. You'll see the railway station in front of you.

5. A : \_\_\_\_\_, is this the way to the Northern Bus Terminal?

B : No, not this one. Do you see the main road over there?

6. Tourist : Excuse me sir, can you tell me how I can get to the nearest MRT?

Officer : From here, take a Grab car to your \_\_\_\_\_.





7. Tourist : Sorry, can you call a Grab car for me please? My phone just ran out of battery.

Officer : \_\_\_\_\_.

8. Visitor : Excuse me. Can you tell me the way to the bookstore?

Patty : Yes, sure. \_\_\_\_\_ at the end of this street.

9. Marshall : Is this the right \_\_\_\_\_ to Modern Resort?

Annie : Yes. Turn left after the park. Take this path.

10. David : Is the parking lot \_\_\_\_\_ the coffee shop and the convenient store?

Julia : Exactly!



# Grammar Tips



## 1. คำบุพบทบอกทิศทาง

At	ที่	Above	ข้างบน, เหนือ	Along	ขนานไปกับ
Around	รอบ ๆ	Among	ท่ามกลาง	Behind	ข้างหลัง
Opposite	ตรงกันข้าม	Between	อยู่ระหว่าง	Beside	ข้าง ๆ
Close to	ใกล้กับ	In	ใน	In front of	ข้างหน้า
Next to	ถัดจาก	Near	ใกล้	On	บน
Past	ผ่าน, เลย	Through	ทะลุ, ผ่านพ้น	Toward	ไปยัง
Under	ใต้, ข้างล่าง	Lower	ต่ำกว่า	Out of	ออกจาก
Across	ข้าม	To	ถึง, ไปถึง	From	จาก จุดเริ่มต้น
Into	เข้าไปข้างใน	Up	ขึ้น, ข้างบน	Down	ลง






## 2. ประโยคบอกทิศทาง

### ตัวอย่าง

Go straight	ตรงไป	Keep walking straight	เดินตรงไปเรื่อย ๆ
Walk straight ahead	เดินตรงไปข้างหน้า	Make a U-turn	กลับรถ
Go straight and turn left	ตรงไปแล้วเลี้ยวซ้าย	Go straight and turn right	ตรงไปแล้วเลี้ยวขวา
Turn left	เลี้ยวซ้าย	Turn right	เลี้ยวขวา
Go past...	เดินผ่าน...(สถานที่)	Go across the bridge	ข้ามสะพานไป
It's opposite...	มันอยู่ตรงข้ามกับ...	At the end of the corridor	ที่สุดทางเดิน
At the T-junction	ที่สามแยก	At the intersection	ที่สี่แยก
On your left	อยู่ทางซ้ายมือของคุณ	On your right	อยู่ทางขวามือของคุณ
Go on the main street	ไปที่ถนนเส้นหลัก	It's on the corner	อยู่ตรงหัวมุม
Turn back/ Go back	ย้อนกลับ/ กลับมา	Go along...	ไปข้างหน้า

It's next to/ across/ between/ in front of...	อยู่ถัดจาก/ตรงข้าม/ ระหว่าง/ด้านหน้า	Take the first/ second road on the left/right.	ใช้ถนนสายแรก/สายที่ สองตรงซ้ายมือ/ขวามือ
It's on the left/right.	มันอยู่ซ้ายมือ/ขวามือ	Go up/down	เดินย้อน
It's on your right/left.	มันอยู่ตรงขวามือ/ ซ้ายมือของคุณ	Drive to. Street and turn left/right	ขับตรงไปที่มุมมองและ เลี้ยวซ้าย/ขวา
Go straight ahead...	ตรงไป	Go down there.	ไปทางนั้น



### 3. คำศัพท์สถานที่

School	โรงเรียน	Hospital	โรงพยาบาล
Toilet / Restroom	ห้องน้ำ	Meeting room	ห้องประชุม
Department store	ห้างสรรพสินค้า	Police station	สถานีตำรวจ
Canteen	โรงอาหาร	Café	ร้านกาแฟ
Park	สวนสาธารณะ	Bank	ธนาคาร
Library	ห้องสมุด	Parking lot	ที่จอดรถ
University	มหาวิทยาลัย	Temple	วัด
Museum	พิพิธภัณฑ	Supermarket	ซูเปอร์มาร์เก็ต
Gas station	ปั้มน้ำมัน	Bus stop/ Bus station	ป้ายรถประจำทาง
Railway station	สถานีรถไฟ	Dock, Harbor	ท่าเรือ
Food court	ศูนย์อาหาร	Lift / Elevator	ลิฟต์
Escalator	บันไดเลื่อน	Book store	ร้านหนังสือ
Avenue	ถนนใหญ่	Road	ถนน ทาง เส้นทาง
Crosswalk	ทางม้าลายสำหรับผู้เดินเท้า	Bridge	สะพาน
Curve	ทางโค้ง	Dual carriageway	ทางคู่ขนาน
Roundabout	วงเวียน	Traffic light	ไฟจราจร
T-junction	สามแยก	Turning	ทางแยก
Roadway narrow	ซอยหรือตรอก	Pavement	ทางเท้า
Pedestrian subway	ทางเท้า	Car park/Parking lot	ที่จอดรถ
Crossroads	สี่แยก	Railway line	ทางรถไฟ



# 4.

## โครงสร้างประโยคการสอบถามทาง

Excuse me, Pardon me, I beg your pardon, Sorry to trouble you,	Do you know where + ชื่อสถานที่ + is?	- Do you know where the nearest bus stop is? - Do you know where Siam Paragon is? - Excuse me, do you know where the supermarket is?
	Could you please tell me how to get to + ชื่อสถานที่?	- Could you please tell me how to get to the Hilton hotel? - Could you please tell me how to get to ABC Technical College?
	- Could you give me directions to + ชื่อสถานที่? - Could you tell me how to get to + ชื่อสถานที่? - Could you direct me to...?	- Could you give me directions to the park? - Could you give me directions to the Marina beach? - Could you tell me the way to the bakery? - Could you give me the directions to the nearest hospital?
	- How can I get to + ชื่อสถานที่? - Excuse me, how can I get to...?	- How can I get to the police station? - Excuse me, how can I get to ABC Technical College?
	How do I get to...?	- How do I get to Nopparat Hospital? - Pardon me, I'm lost. How do I get to the museum? - I'm looking for the library, how do I get to the library?
	Can you give/tell me the way to...?	- Can you give me directions to the library? - Can you tell me if there is a hotel around here?
	How do I find...?	How do I find the book store?





- Which is the best way to...? - Which way do I go to get to...?	Which way do I go to get to the hospital?
What's the best way to...?	- What is the way to the restrooms? - What's the best way to get to the central park?
Pardon me, I'm lost, how do I get to...?	Pardon me, I'm lost, how do I get to Sinsiri Hotel?
- Is there .....? - Are there .....?	- Is there a convenient store around here? - Are there any grocery stores near here?

## 5. การถามสถานที่ปัจจุบัน

### ตัวอย่าง

Would you be so kind to tell me where I am?	ช่วยบอกฉันหน่อยได้ไหมว่าฉันกำลังอยู่ที่ไหน
Pardon me, can you tell me what this street is?	ขอโทษค่ะ/ครับ คุณช่วยบอกฉันได้ไหมว่านี่คือถนนเส้นไหน
Excuse me, where am I?	ขอโทษนะคะ/ครับ ช่วยบอกทีว่าตอนนี้ฉันกำลังอยู่ที่ไหน



## 6. การถามระยะทาง

### ตัวอย่าง

How far is it?	มันอยู่ไกลแค่ไหน
How far is it to...from here?	
How far am I from the railway station?	ฉันอยู่ห่างจากสถานีรถไฟไกลแค่ไหน
Is it far?	มันไกลจากที่นี่ไหม
How long does it take?	ไปถึงนั้นต้องใช้เวลานานแค่ไหน?
How long does it take to go on foot from here to the post office?	เดินจากที่นี่ไปรษณีย์ไกลแค่ไหน
Is it a long way?	มันค่อนข้างไกลใช่ไหม



## 7. การตอบคำถามเกี่ยวกับทิศทาง

### 7.1 การตอบรับและปฏิเสธ

#### ตัวอย่าง

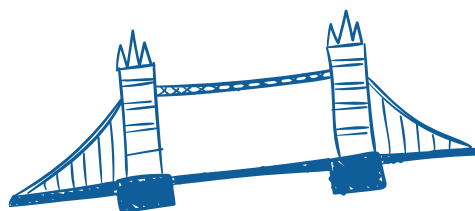
Responding	Refusing
Yes, of course.	No, course not.
Certainly.	No, certainly not.
Sure.	No, there isn't, but it is opposite the shopping mall.
Yes, there is a supermarket at the corner.	No, but there is one on Suwinthawong road.
Yes, it is between the bank and the school.	



## 7.2 การบอกที่ตั้ง/ระยะทาง (Indicating Locations)

### ตัวอย่าง

It's on Ramkamhaeng road.	อยู่บนถนนรามคำแหง
It's very close to Fashion Island.	อยู่ใกล้กับห้างแฟชั่นไอส์แลนด์
It's about one hundred meters from here.	อยู่ห่างจากที่นี่ประมาณ 100 เมตร
It is this way/that way.	อยู่ทางนี้/ทางนั้น
It is ..... quite close. quite a long way a long way on foot/a long way to walk	มันค่อนข้างใกล้ ค่อนข้างไกล ค่อนข้างไกลถ้าเดิน
It is about a ten-minute bus ride.	ใช้เวลาขึ้นรถบัสประมาณ 10 นาที





## 7.3 การบอกทิศทาง (Giving directions)

### ตัวอย่าง

Go straight. Turn to the left.	ตรงไปแล้วเลี้ยวซ้าย
At the first cross-road, turn to the left.	ถึงทางแยกแรกให้เลี้ยวซ้าย
Take this road.	ไปถนนสายนี้
Drive to.... and turn left/right	ขับรถตรงไป.... และเลี้ยวซ้าย/ขวา
Continue straight ahead for about a kilometer.	ตรงต่อไปอีกประมาณหนึ่งกิโลเมตร
You'll pass a supermarket on your left.	คุณจะผ่านซูเปอร์มาร์เก็ตทางซ้ายมือ
Turn round, you're going the wrong way.	เลี้ยวกลับเลยค่ะ/ครับ คุณมาผิดทางแล้ว
Continue pass the fire station.	เลยสถานีดับเพลิงไปอีก
Take the first on the left.	เจอทางแยกแรกให้เลี้ยวซ้าย



## 7.4 กรณีที่ไม่รู้เส้นทาง

### ตัวอย่าง

I'm sorry. I'm not from around here. / I'm not around here. I'm sorry I don't know (I have no idea) because I'm a stranger here.	ขอโทษด้วย ไม่ใช่คนแถวนี้ครับ/ค่ะ
I'm not a local here.	ฉันไม่ใช่คนท้องถิ่นที่นี่
Let me ask someone who knows.	เดี๋ยวถามผู้รู้ให้หน่อยครับ/ค่ะ
You should ask a tourism officer.	ถามเจ้าหน้าที่ดีกว่าครับ/ค่ะ
Sorry. I don't know.	ขอโทษ ฉันไม่ทราบ
You might find the way by asking this person. He/she is local.	ฉันคิดว่าคุณควรถามคนๆ นี้ เขา/หล่อนเป็นคนแถวนี้
I think you should ask taxi drivers. They might know the way.	ฉันคิดว่าคุณควรถามคนขับแท็กซี่ พวกเขาอาจจะรู้ทาง



## Activity 2

Instruction: Match and write the statements under each picture.

Go past

Turn left

Go straight on

Turn right

Go along the road

## Cross the road

### Read the map

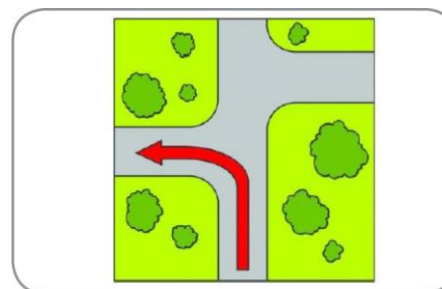
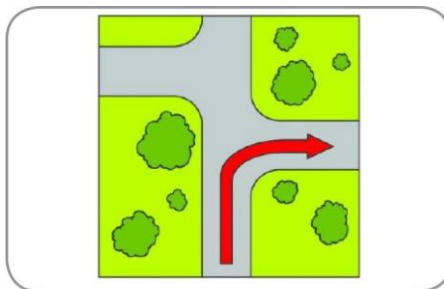
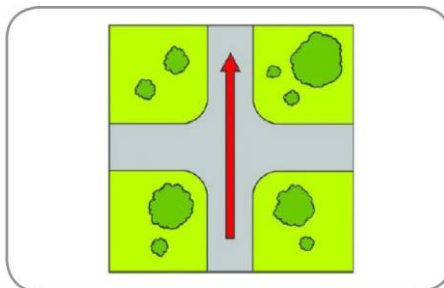
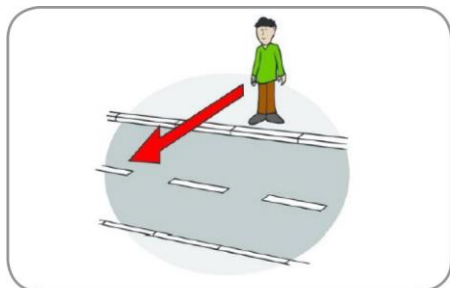
## Go round the roundabout

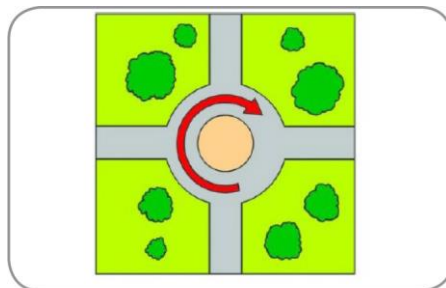
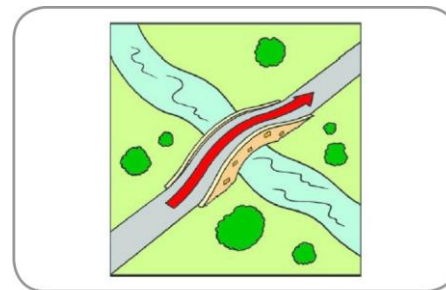

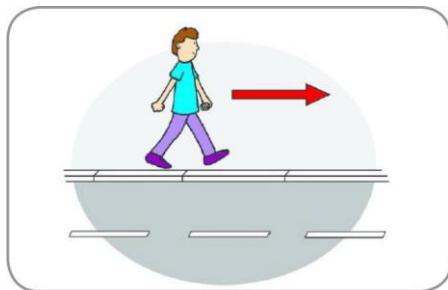
## Go over the bridge

## Go through the tunnel

## Follow the signs

**Stop**



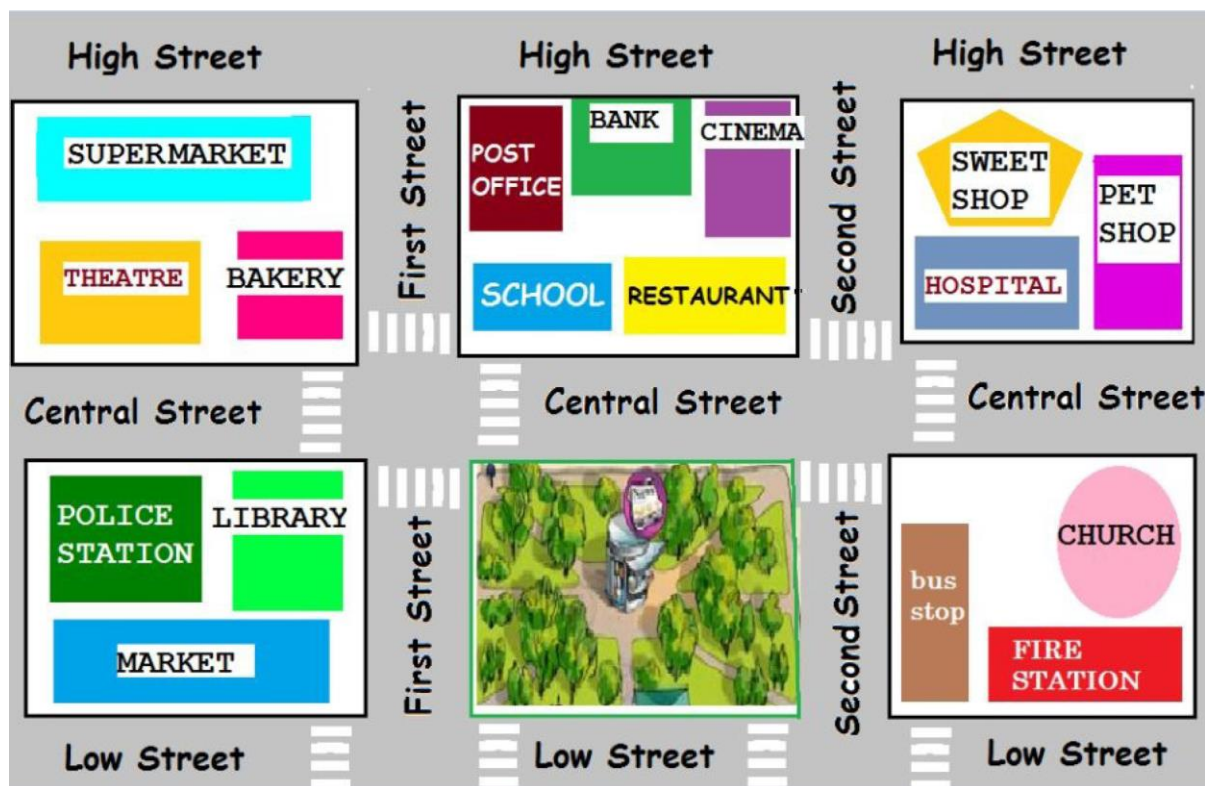




### Activity 3

Instruction: Look at the map and use the words given to complete the sentences.

(in front of , across, next to, between, near, at the corner of)



1. The bank is \_\_\_\_\_ the post office and the cinema.
2. The school is \_\_\_\_\_ the restaurant.
3. The bus stop is \_\_\_\_\_ the fire station.
4. The hospital is \_\_\_\_\_ Central Street and Second Street.
5. The sweet shop is \_\_\_\_\_ the hospital.
6. The super market is \_\_\_\_\_ the theatre and the bakery.
7. The bakery is \_\_\_\_\_ Central Street and First Street.
8. The Central Street is \_\_\_\_\_ the park and the restaurant.
9. The school is \_\_\_\_\_ the post office.
10. The bank is \_\_\_\_\_ the cinema.
11. The market is \_\_\_\_\_ the library.
12. The church is \_\_\_\_\_ the fire station.



## Activity 4

Instruction: Decide which statements are true (T) or false (F).



1. The supermarket is on Orchid Street.

2. The salon is in front of the café.

3. The cinema is between the stadium and the restaurant.

4. The hospital is behind the flower shop.

5. The shopping mall is on corner of Jasmine Street.

6. The school is next to the church.

7. The gas station is across from the café.

8. The post office is opposite the city hall.

9. The police station is on Jasmine Street.

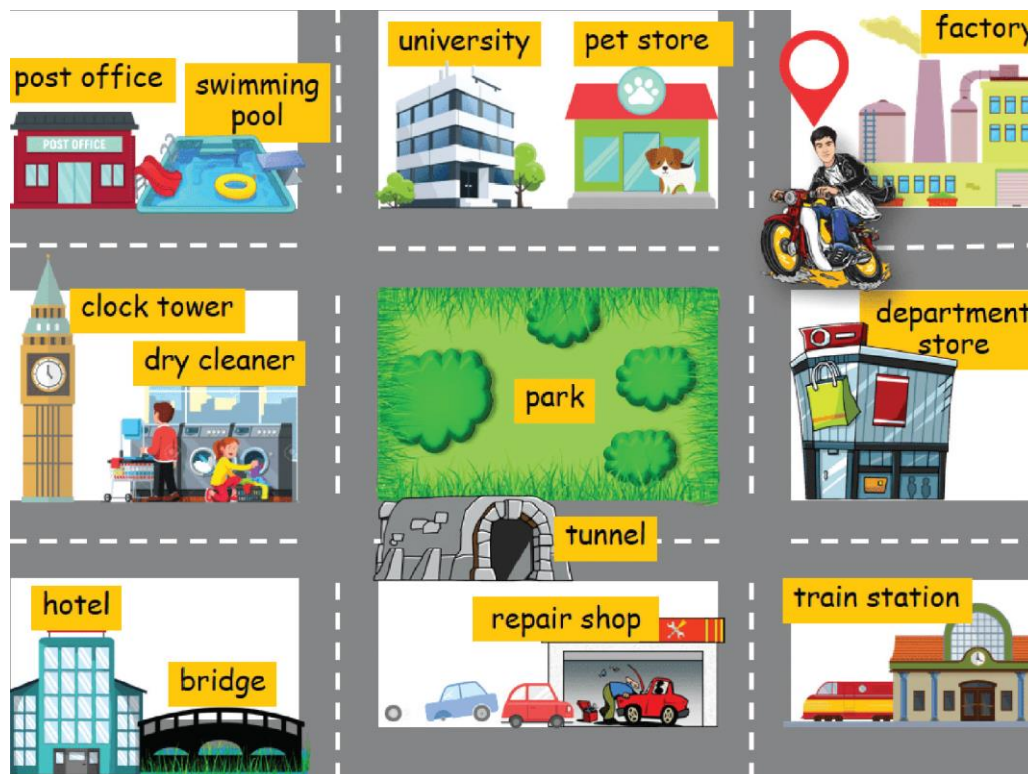
10. The bank is near the library.





## Activity 5

**Instruction:** Choose the correct answers.





### 1. What is next to the swimming pool?

- a. The post office
- b. The university
- c. The clock tower
- d. The dry cleaner

### 2. What is in front of the factory?

- a. The train station
- b. The university
- c. The park
- d. The department store
- e. The tunnel

### 3. What is behind the tunnel?

- a. The repair shop
- b. The department store
- c. The dry cleaner
- d. The train station
- e. The park



#### 4. What is next to the train station?

- a. The train
- b. The repair shop
- c. The department store
- d. The tunnel
- e. The park

#### 5. What is opposite of the park?

- a. The hotel
- b. The bridge
- c. The pet store
- d. The factory
- e. The swimming pool

#### 6. Where are the people?

- a. They are in front of the dry cleaner.
- b. They are in front of the clock tower.
- c. They are behind the dry cleaner.
- d. They are behind the clock tower.
- e. They are in front of the tunnel.




## 7. What is between the park and the repair shop?

- a. The train station
- b. The department store
- c. The dry cleaner
- d. The bridge
- e. The tunnel

## 8. What is behind the dog?

- a. The pet store
- b. The university
- c. The factory
- d. The park
- e. The swimming pool



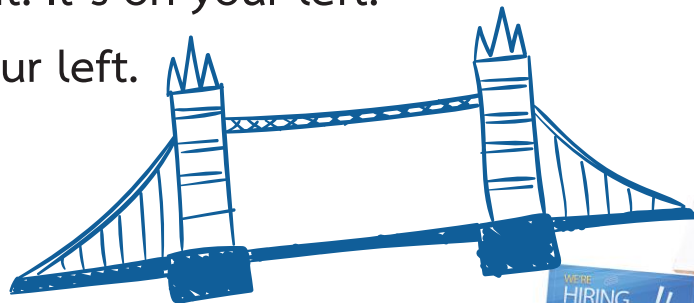


## 9. How do I get to the post office?

- Go straight for 1 block. It's on your left.
- Go straight for 1 block. It's on your right.
- Turn left, go straight for 1 block. It's on your left.
- Turn left, go straight for 1 block. It's on your right.
- Turn right, it's on your left.

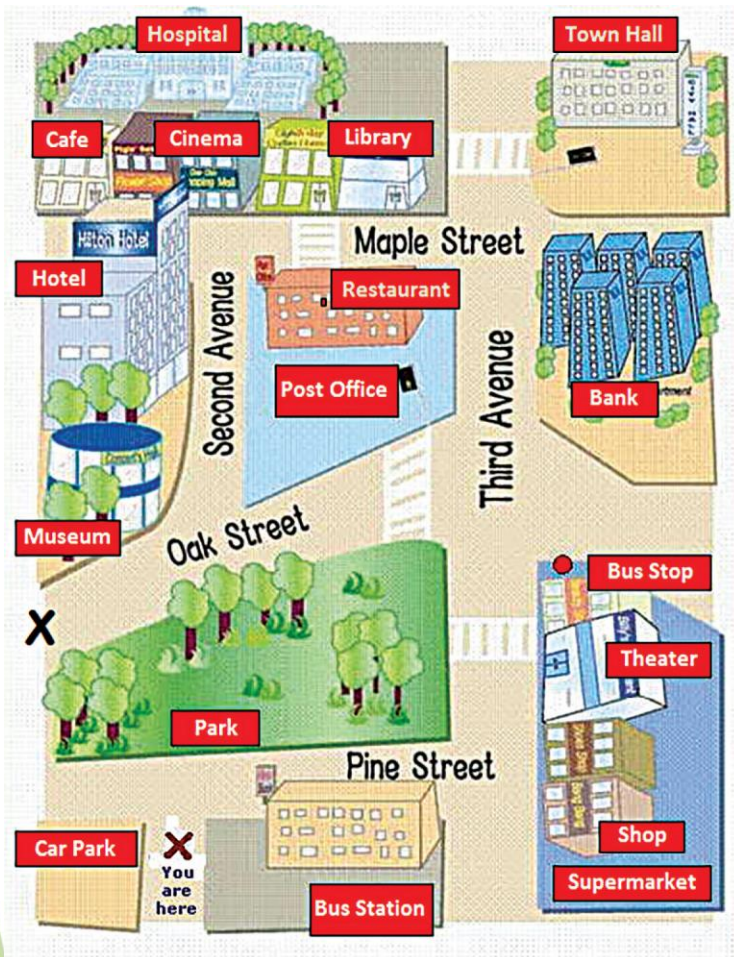
## 10. How do I get to the bridge?

- Go straight, turn left at the second block. It's on your left.
- Go straight, turn left at the second block. It's on your right.
- Turn right at the first block, go straight. It's on your left.
- Turn left at the first block, go straight. It's on your left.
- Go straight along the road. It's on your left.



## Activity 6

Instruction: Look at the map then write your answer "Where are you going?"



1. From starting point, I turn right onto Pine Street. Walk up on the street until the end of the corner, then, turn right. Walk up on the street,

\_\_\_\_\_ is on my left-hand side.

2. From starting point, turn right onto Pine Street. At the corner, turn left onto Third Avenue, walk up on the avenue and turn left onto Oak Street. Then, turn right onto Second Avenue until I come to the end of the corner. \_\_\_\_\_ is on my left side.



3. From starting point, turn right onto Pine Street. Then, turn left onto Third Avenue, past the intersection. Turn left onto Marple Street. The \_\_\_\_\_ is on my right-hand side behind the cinema.

4. When I come out of the restaurant, turn right. Walk up on Maple Street until I come to the intersection. \_\_\_\_\_ is on the corner of Maple Street and Third Street.

5. When I come out of the park, walk up on Oak Street. Then, turn left to Third Avenue, walk to the end of the avenue. The \_\_\_\_\_ is on my right-hand side.


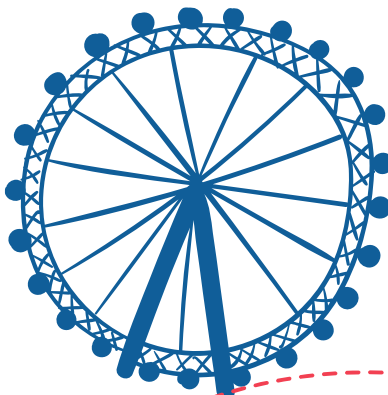

6. When I come out of the theatre, walk straight ahead Third Avenue, past the intersection and turn left on to Marple Street. Walk straight until the end of the street, \_\_\_\_\_ is on my right-hand side.





7. When I come out of the Town Hall, walk straight ahead Third Avenue, past the intersection. Then, turn right to Oak Street. Walk straight until the end of the street, \_\_\_\_\_ is on my right-hand side.

8. When I come out of the café, walk up on Maple Street until I come to the intersection. Then, turn left to Third Avenue. Walk straight along the avenue, past the intersection. Turn right onto Pine Street, walk straight until the end of the street, \_\_\_\_\_ is on my left-hand side.





## Activity 7

Instruction: Look at the map, suppose you were the host. You give the directions to the place which the visitor wants to go. Both of you are in front of the petrol station on Queen's Avenue.





1. **Visitor:** Excuse me, do you know where the post office is?

**You:**

---

---

2. **Visitor:** Pardon me, can you help me please? I want to know where the

**You:**

---

---

3. **Visitor:** Sorry to trouble you, do you know where is the cinema?

**You:**

---

---

4. **Visitor:** Excuse me, do you know where is the book shop?

**You:**

---

---



5. **Visitor:** Excuse me, could you tell me where is the shopping center?

**You:**

---

---

---

6. **Visitor:** Excuse me, how can I go to the hotel?

**You:**

---

---

---

7. **Visitor:** Sorry to trouble you, can you tell me the way to the church?

**You:**

---

---

---

8. **Visitor:** Pardon me, can you help me please? I want to go to the foot-

**You:**

---

---

---



9. Visitor: Sorry to trouble you, how can I get to the baker's?

You:

---

---

---


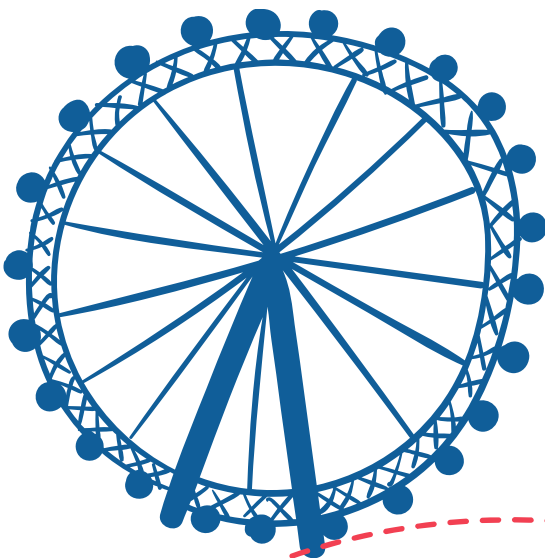
10. Visitor: Excuse me, Which way do I go to get to the market?

You:

---

---

---





## Activity 8

Instruction: Listen to the conversation and fill in the gaps with the words you hear. Then, practice them with your partner.



### Activity 8

#### Conversation 1

**Dew** : Excuse me?

**Beam** : Yes?

**Dew** : How do I \_\_\_\_\_ to the bakery?

**Beam** : \_\_\_\_\_ the hotel and \_\_\_\_\_ onto Main Street. Go one block and \_\_\_\_\_. It's \_\_\_\_\_ from the library.

**Dew** : Thank you very much

#### Conversation 2

**Tourist** : Excuse me, \_\_\_\_\_ I'm looking for the national \_\_\_\_\_.

**Person** : Certainly, it's about a five-minute walk. Now, \_\_\_\_\_ this street to the \_\_\_\_\_. Do you see them?

**Tourist** : Yes, I can see them.

**Person** : Right, at the traffic lights, \_\_\_\_\_ into Ratchadamnoen Road. \_\_\_\_\_. Take the second left and enter Museum Drive. follow Museum Drive and the museum is at \_\_\_\_\_ the road.

**Tourist** : Great. Thanks for your help.

**Person** : No problem at all.



## Conversation

3

**Paul** : Excuse me. I'm a bit \_\_\_\_\_. Can you help me?

**May** : Yes, sure. Where \_\_\_\_\_ you like to go?

**Paul** : Do you know where the ABC college is?

**May** : Yes. \_\_\_\_\_ along the road and \_\_\_\_\_.

There, you will see the ABC college.

**Paul** : Is it \_\_\_\_\_ from here?


**May** : No. It is just a few minutes.

**Paul** : Is there any \_\_\_\_\_?

**May** : Yes. The ABC college is \_\_\_\_\_ drug store.

**Paul** : Thanks a lot.

**May** : You're welcome.



## Activity 9

Instruction: Pair work, practice the conversations below. Then, make a new conversation like the example and practice it with your partner.

<p><b>Conversation 1</b></p>	<p><b>Alice</b> : Excuse me. Is there a college near here?</p> <p><b>Ben</b> : Yes. There's one near here.</p> <p><b>Alice</b> : How do I get there?</p> <p><b>Ben</b> : At the café, go straight on. The college is just after the TTB bank.</p> <p><b>Alice</b> : Thank you.</p> <p><b>Ben</b> : You're welcome.</p>
<p><b>Conversation 2</b></p>	<p><b>Jones</b> : Excuse me. Is there a canteen near here?</p> <p><b>May</b> : Yes. There's a canteen behind the Head Building, and the canteen is between the Electrical Department Building and the Business Computer Building.</p> <p><b>Jones</b> : Is it far?</p> <p><b>May</b> : Not so far.</p> <p><b>Jones</b> : Thank you.</p> <p><b>May</b> : No. Problem.</p>
<p><b>Conversation 3</b></p>	<p><b>Student A</b> : Excuse me. Can you tell me how can I get to the cinema?</p> <p><b>Student B</b> : Yes. Walk along Ram Intra Road. Take the first turning on the left. It's on your right next to the Watson shop.</p> <p><b>Student A</b> : That's sound easy enough. Thank you.</p> <p><b>Student B</b> : You're welcome.</p>



## Activity 10

**Instruction:** Pair work, take turn to be a visitor and a host. Look at the map and make dialogues asking for the directions to the place you want to go. The starting point is always the railway station. The entrance to the buildings is marked with a green dot. Record your dialogue with any mobile devices. Present to your class.

